

	5	4	3	2	1				
D	<b>Afatech UT165-L64 1Flash Schematic</b>								
C  B  A	Title		Sheet	Rev.		Date	Comments		
	Cover Page		1	V1.0	2007/11/09	USBest Standard			
	UT165-L64		2	V1.1	2007/12/12	Sorting the reference number of part			
				V1.2	2008/04/16	1.Add R20 to pull hi the net of F0_RBn 2.Connector the net of F0_RBn & F1_RBn to get better driving ability			
				V1.3	2008/05/05	1.Reserve L1 to suppress EMI noise 2.Add some by-pass Caps on Flash to enhance flash power stability			
				V1.4	2008/09/26	1.Reserve a parallel cap(C8) on DP to pass the new codition of eye-pattern 2.Both support the normal pkg(R17) and Toshiba-43nm pkg(R16)			
				V1.5	2008/10/20	1.Modify to support the normal pkg and Toshiba-43nm pkg(add R16,R17)			
				Afatech Technology Inc.		Title	Cover Page		
				Size A	Document Number		Rev		
					UT165-L64		1.5		
				Date:	Monday, October 20, 2008		Sheet 1 of 2		
		5	4	3	2	1			
upload... www.mydigit.net									

5

4

3

2

1

Afatech UT165-L64 1Flash Schematic

Title	Sheet
Cover Page	1
UT165-L64	2

Rev.	Date	Comments
V1.0	2007/11/09	USBest Standard
V1.1	2007/12/12	Sorting the reference number of part
V1.2	2008/04/16	1.Add R20 to pull hi the net of F0_RBn 2.Connector the net of F0_RBn & F1_RBn to get better driving ability
V1.3	2008/05/05	1.Reserve L1 to suppress EMI noise 2.Add some by-pass Caps on Flash to enhance flash power stability
V1.4	2008/09/26	1.Reserve a parallel cap(C8) on DP to pass the new codition of eye-pattern 2.Both support the normal pkg(R17) and Toshiba-43nm pkg(R16)
V1.5	2008/10/20	1.Modify to support the normal pkg and Toshiba-43nm pkg(add R16,R17)

upload... www.mydigit.net

Afatech Technology Inc.

Title

Cover Page

Size A

Document Number

UT165-L64

Rev 1.5

Date: Monday, October 20, 2008

Sheet 1 of 2

5

4

3

2

1

[illegible]

5	4	3	2	1	
Afatech UT165-L64 1Flash Schematic					
D					D
C					C
B					B
A					A

Title	Sheet
Cover Page	1
UT165-L64	2

Rev.	Date	Comments
V1.0	2007/11/09	USBest Standard
V1.1	2007/12/12	Sorting the reference number of part
V1.2	2008/04/16	1.Add R20 to pull hi the net of F0_RBn 2.Connector the net of F0_RBn & Fl_RBn to get better driving ability
V1.3	2008/05/05	1.Reserve L1 to suppress EMI noise 2.Add some by-pass Caps on Flash to enhance flash power stability
V1.4	2008/09/26	1.Reserve a parallel cap(C8) on DP to pass the new codition of eye-pattern 2.Both support the normal pkg(R17) and Toshiba-43nm pkg(R16)
V1.5	2008/10/20	1.Modify to support the normal pkg and Toshiba-43nm pkg(add R16,R17)

upload... www.mydigit.net

Afatech Technology Inc.  
**Cover Page**

Title		
Size A	Document Number	Rev
	UT165-L64	1.5
Date:	Monday, October 20, 2008	Sheet    1    of    2

Title	Sheet
Cover Page	1
UT165-L64	2

Rev.	Date	Comments
V1.0	2007/11/09	USBest Standard
V1.1	2007/12/12	Sorting the reference number of part
V1.2	2008/04/16	1.Add R20 to pull hi the net of F0_RBn 2.Connector the net of F0_RBn & F1_RBn to get better driving ability
V1.3	2008/05/05	1.Reserve L1 to suppress EMI noise 2.Add some by-pass Caps on Flash to enhance flash power stability
V1.4	2008/09/26	1.Reserve a parallel cap(C8) on DP to pass the new codition of eye-pattern 2.Both support the normal pkg(R17) and Toshiba-43nm pkg(R16)
V1.5	2008/10/20	1.Modify to support the normal pkg and Toshiba-43nm pkg(add R16,R17)

Afatech Technology Inc.  
Cover Page

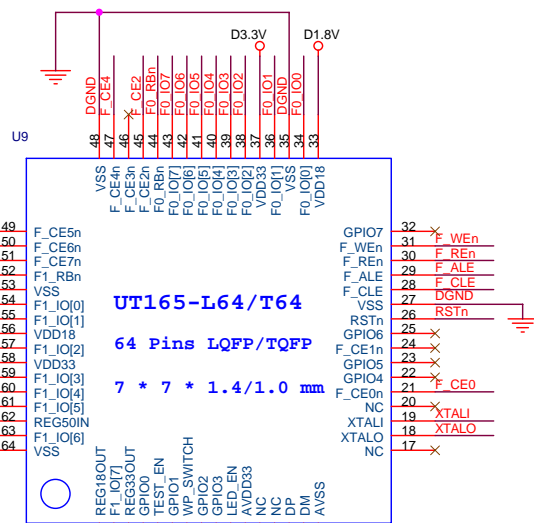
Size A

Document Number UT165-L64

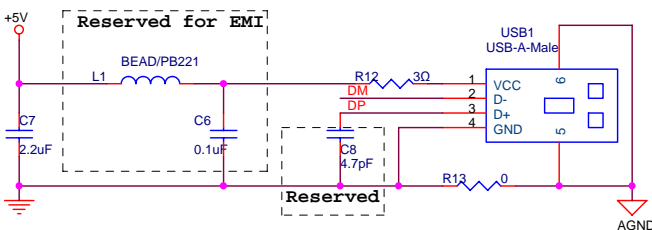
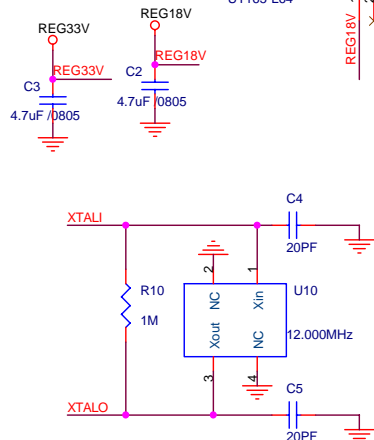
Rev 1.5

Date: Monday, October 20, 2008 Sheet 1 of 2

upload... www.mydigit.net

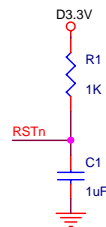


UT165-L64



Layout note: USB differential trace is 90 Ohm characteristic impedance.

Place near U9



### Resistors Selection

For 1CE option  
(R3)

For 2CE option  
(R2)

For 4CE option  
(R2,R20,R21,R22)

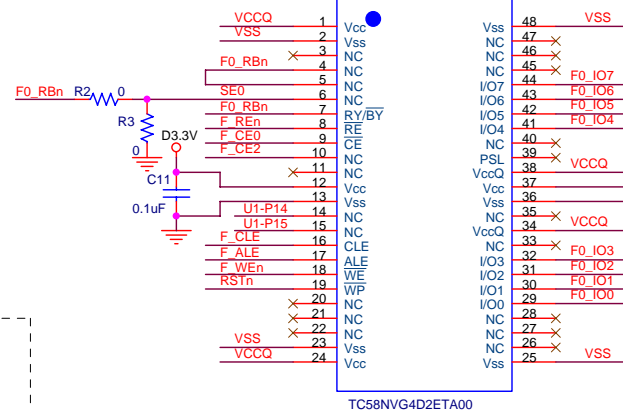
Notice :4CE(DSP)  
\*2 Flash Enable  
ADD R2

F\_CE4 R2 0 U1-P14  
F\_CE6 R22 0 U1-P15

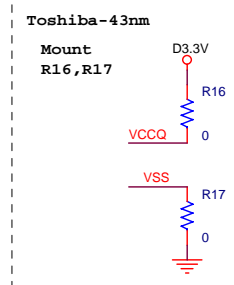
Reserved for heavy  
loading flash

D3.3V R20 4.7k F0\_RBn

U1 is 1st flash



C11,C12 are used to  
enhance flash power stability,  
Pls reference to Afa's FAE



Afatech Technology Inc.  
1 Flash (DSP) Standard

Size B Document Number  
UT165-L64  
Date: Monday, October 20, 2008 Sheet 2 of 2